

SATELLITE SYMPOSIUM

Tuesday 19 September

TIME 12:15-13:15 **ROOM** Hall F (ground floor)

See More. Earlier. Faster.

Chair: Caterina Bilardo (The Netherlands)

Novel tools for the evaluation of the fetus & placenta in early gestation

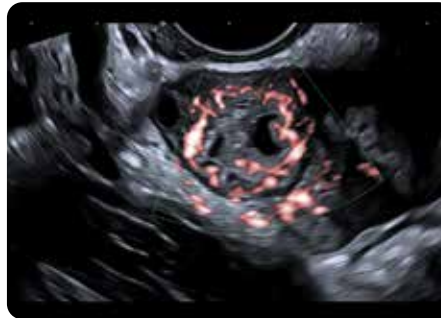
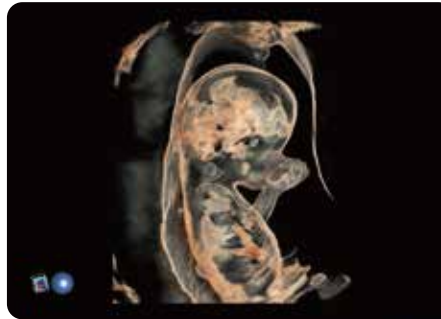
Alfred Abuhamad (U.S.A.)

Tips and tricks in screening for fetal heart defects: a problem based approach

Monique Haak (The Netherlands)

New approaches in gynecological oncology: the use of ultrasound to guide invasive procedures

Antonia Testa (Italy)



ISUOG 2017 educational sessions hosted by Toshiba Medical

Experts will share their in-depth knowledge and skills on the latest imaging technologies. To reserve a seat for our sessions in the hospitality suite, please register in advance at toshiba-medical.eu/isuog2017. Also make sure to visit our booth to learn about our Women's Health solutions that will help you see more.

TOSHIBA MEDICAL SYSTEMS CORPORATION

www.toshibamedicalsystems.com

©Toshiba Medical Systems Corporation 2017. All rights reserved. Design and specifications subject to change without notice.

**Together,
we help you
see more.**

Made For life



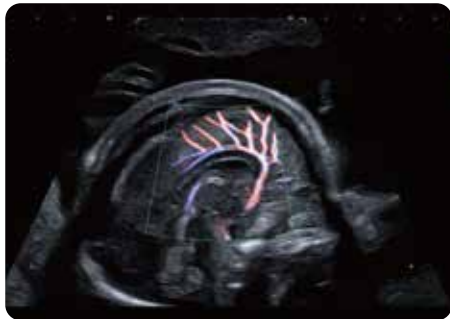
- SATELLITE SYMPOSIUM
- INSIGHT SESSIONS
- LIVE SCANS



**27th World Congress on Ultrasound
in Obstetrics and Gynecology**

16 – 19 September 2017, Vienna, Austria

We welcome you at our educational sessions during the ISUOG World Congress in Vienna, Austria. Please join our Satellite Symposium on Tuesday and the workshops that we are hosting throughout the congress. We have invited industry leading experts to demonstrate the clinical value of the latest advances in Ultrasound for Obstetrics and Gynecology.



INSIGHT SESSIONS

ROOM 0.95 (ground floor)

Saturday 16 September

12:45 - 13:15

New insights to right arch, double arch and vascular rings

Julene Carvalho (United Kingdom)

Live Scan

15:05 - 15:30

The use of anatomical landmarks for CNS examination

Laurent Guibaud (France)

Live Scan

Sunday 17 September

09:50 - 10:20

Pre-eclampsia screening in the first trimester

Jon Hyett (Australia)

Live Scan

12:45 - 13:15

First trimester structural abnormalities

Jader Cruz (Portugal)

Live Scan

15:10 - 15:40

Gynecological quiz: improve your skills for a correct ultrasound diagnosis

Francesca Moro (Italy)

Monday 18 September

09:50 - 10:20

CNS anatomy in the first trimester

Elisabeth Krampfl-Bettelheim (Austria)

Live Scan

12:45 - 13:15

A new practical approach to the assessment of cardiac function

Manon Gijtenbeek (The Netherlands)

Live Scan

15:10 - 15:40

CNS pathology: Quiz for experts and advanced learners

Laurent Guibaud (France)

Tuesday 19 September

09:50 - 10:20

Ultrasound of the reproductive cycle and early pregnancy assessment

Bill Smith (United Kingdom)

12:15 - 13:15

SATELLITE SYMPOSIUM

See More. Earlier. Faster.

Room: Hall F

LIVE SCANS

SPONSORED BY TOSHIBA MEDICAL ROOM Hall A

Sunday 17 September

10:20

How I perform a mid-trimester scan

Karl Oliver Kagan (Germany)

Monday 18 September

10:20

How I look at the fetal brain

Laurent Guibaud (France)

Tuesday 19 September

13:30

How I optimise detection of anomalies at 12 weeks

Caterina Bilardo (The Netherlands)