

SATELLITE SYMPOSIUM

Tuesday 19 September

TIME 12:15-13:15 **ROOM** Hall F (ground floor)

See More. Earlier. Faster.

Chair: Caterina Bilardo (The Netherlands)

Novel tools for the evaluation of the fetus & placenta in early gestation

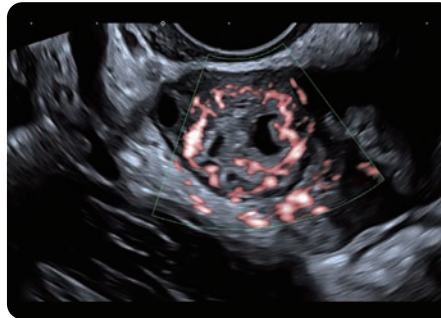
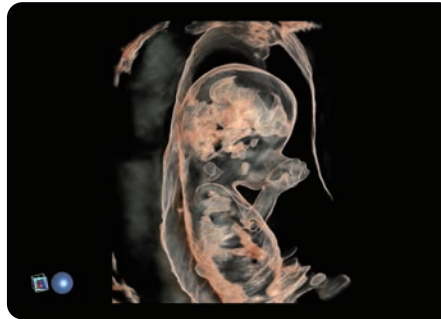
Alfred Abuhamad (U.S.A.)

Tips and tricks in screening for fetal heart defects: a problem based approach

Monique Haak (The Netherlands)

New approaches in gynecological oncology: the use of ultrasound to guide invasive procedures

Antonia Testa (Italy)



ISUOG 2017 educational sessions hosted by Toshiba Medical

Experts will share their in-depth knowledge and skills on the latest imaging technologies. To reserve a seat for our sessions in the hospitality suite, please register in advance at toshiba-medical.eu/isuog2017. Also make sure to visit our booth to learn about our Women's Health solutions that will help you see more.

TOSHIBA MEDICAL SYSTEMS CORPORATION

www.toshibamedicalsystems.com

©Toshiba Medical Systems Corporation 2017. All rights reserved. Design and specifications subject to change without notice.

**Together,
we help you
see more.**

Made For life



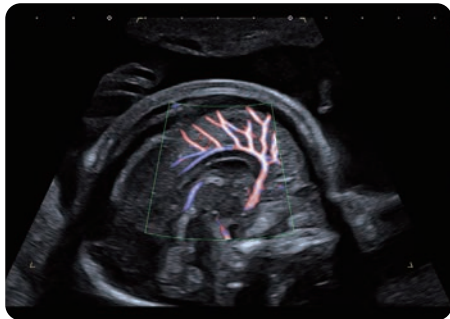
- SATELLITE SYMPOSIUM
- INSIGHT SESSIONS
- LIVE SCANS



**27th World Congress on Ultrasound
in Obstetrics and Gynecology**

16 – 19 September 2017, Vienna, Austria

We welcome you at our educational sessions during the ISUOG World Congress in Vienna, Austria. Please join our Satellite Symposium on Tuesday and the workshops that we are hosting throughout the congress. We have invited industry leading experts to demonstrate the clinical value of the latest advances in Ultrasound for Obstetrics and Gynecology.



INSIGHT SESSIONS

ROOM 0.95 (ground floor)

Saturday 16 September

- 12:45 - 13:15 **New insights to right arch, double arch and vascular rings**
Julene Carvalho (United Kingdom) Live Scan
- 15:05 - 15:30 **The use of anatomical landmarks for CNS examination**
Laurent Guibaud (France) Live Scan

Monday 18 September

- 09:50 - 10:20 **CNS development in first trimester**
Elisabeth Krampfl-Bettelheim (Austria) Live Scan
- 12:45 - 13:15 **A new practical approach to the assessment of cardiac function**
Manon Gijtenbeek (The Netherlands) Live Scan
- 15:10 - 15:40 **CNS pathology: Quiz for experts and advanced learners**
Laurent Guibaud (France)

Sunday 17 September

- 09:50 - 10:20 **Pre-eclampsia screening in the first trimester**
Jon Hyett (Australia) Live Scan
- 12:45 - 13:15 **First trimester structural abnormalities**
Jader Cruz (Portugal) Live Scan
- 15:10 - 15:40 **Gynecological quiz: improve your skills for a correct ultrasound diagnosis**
Francesca Moro (Italy)

Tuesday 19 September

- 09:50 - 10:20 **Ultrasound of the reproductive cycle and early pregnancy assessment**
Bill Smith (United Kingdom)
- Room: Hall F**
- 12:15 - 13:15 **SATELLITE SYMPOSIUM**
See More. Earlier. Faster.

LIVE SCANS

SPONSORED BY TOSHIBA MEDICAL ROOM Hall A

Sunday 17 September

- 10:20 **How I perform a mid-trimester scan**
Karl Oliver Kagan (Germany)

Monday 18 September

- 10:20 **How I look at the fetal brain**
Laurent Guibaud (France)

Tuesday 19 September

- 13:30 **How I optimise detection of anomalies at 12 weeks**
Caterina Bilardo (The Netherlands)